

Name: _____

Opinion Essay Toolkit

Use the words, phrases, and ideas below to help you write a powerful opinion essay!

1. INTRODUCTION PARAGRAPH

Writing Your Hook

The beginning of your essay is called the hook because it “hooks” your readers’ attention. Here are some ideas for writing a great hook:

- **Question:** Ask your readers a question that leads them to take your side on the issue.
Example: What would a school birthday party be without cupcakes?
- **Quotation:** Start with a powerful quote from a well-known person. (Don’t forget to mention the source!)
Example: Albert Einstein once said, “Imagination is more important than knowledge.”
- **Short experience:** Start with a few sentences describing something that happened to you or someone else, to show your main point.
Example: Twelve-year-old Sarah Patel was texting her sister while walking to school one morning. All of a sudden—SMACK. She slammed right into a brick wall.
- **Surprising Fact:** Catch your readers’ attention with a piece of information they aren’t likely to know.
Example: American elementary school students produce 1.2 billion pounds of lunch trash every year.
- **Vivid Scene:** Use descriptive details to drop your readers into a scene to make your point.
Example: The sky is dazzlingly blue. A warm breeze carries the scent of wildflowers. Something floats up lazily from behind the trees—a bird? A butterfly? No: a plastic bag.

Words and Phrases for Stating Your Opinion

I think/believe that
I am confident/certain that
I support/oppose
In my opinion
From my point of view
It is clear that
Without a doubt
The fact is
In truth


Don't forget to put a comma after the words that introduce the main part of a sentence!



Name: _____

Opinion Essay Toolkit, p. 2


2. BODY PARAGRAPH(S): REASONS AND EVIDENCE



**Transition Words and Phrases:
Giving Your Reasons**

Use these words or phrases to introduce each reason you give.


First/second/third	Furthermore
To begin with	In addition
One reason is	Most important
Next	Of course
Besides	Finally



**Transition Words and Phrases:
Providing Evidence**

Use these words or phrases to introduce the details or examples that support your reasons.


For example/instance	Specifically
In fact	In particular
As evidence	To illustrate
In support of this	This can be seen



**Words and Phrases
for Arguing Against the Other Side:
Introducing the Other Side
(Optional)**

Use these words or phrases to introduce the other side.

Opponents may argue	Even though some claim
I realize some may believe	Some people favor
I understand others feel	It may be that you support




**Words and Phrases
for Arguing Against the Other Side:
Explaining Why You Disagree
(Optional)**

Use these words or phrases to explain why you disagree.

However	Nevertheless
But I doubt	Even so
Yet I question	On the contrary
On the other hand	But let me explain

3. CONCLUSION PARAGRAPH



Words and Phrases for the Conclusion Paragraph

Use these words and phrases for your conclusion.

For all these reasons	On the whole	To sum it up	You can see why
As you can see	In short	As I have said	Therefore
As I have noted	In conclusion	To summarize	The time has come to